


Toyota
Safety
Sense



TOYOTA

ALWAYS BETTER.



MAJESTY

THE KING OF MPV

TO PLACES, TOGETHER



عن. ب. ن. ب. (بروني) سنڌيون برخل
(BRUNEI) SDN. BHD

www.nbt-brunei.com

MAJESTY

THE KING OF MPV
TO PLACES, TOGETHER



EXTERIOR



FRONT DESIGN

The large radiator grille with chrome ornamentation is merged with the headlamps, and projected downward and outward to create a gorgeous front face with strong presence.



LED HEADLAMPS

The distinctive LED clearance lamp light construction that continues from the grille frame and intersects the headlamp, combined with 2-projector unit enclosed in a chrome ornamentation frame, express an advanced image worthy of a luxury vehicle. Additionally, this layered construction gives the large headlamps a sense of density, creating visually impactful "eyes".



REAR COMBINATION LAMPS

As with the front, the turn signal lamps continue from the chrome molding of the back-door garnish and intersect the rear lamp, accentuating the sense of width. Additionally, other lamp functions are effectively located in the cutout section of the tail lamp.

SLIDING DOOR SCUFF PLATE ILLUMINATION

Opening the door turns on the step lamp without the need for switch operation, illuminating the step in consideration of the ease of getting on and off at the night time or in the dark conditions.



17-INCH ALLOY WHEEL

Six axial spokes and a stepped rim create a distinctive multi-axis graphic with a bright machined finish, expressing a large diameter design with a brilliant sheen.



INTERIOR

TOYOTA 7" TOUCH SCREEN
INFOTAINMENT

DUAL ZONE AIRCOND WITH
AUTO CLIMATE

PUSH START BUTTON

OPTITRON 2 DIAL-METER WITH 4.2-INCH COLOR
TFT MULTI INFORMATION DISPLAY





SEATS ARRANGEMENT

A range of seat arrangements is available, realizing roomy and accessible seats as well as an expandable luggage space.

INNER MIRROR

In consideration of rearward visibility, an EC (Electro Chromic) anti-glare mirror with an integrated back monitor display function is available.



STEERING WHEEL

A 3-spoke steering wheel has been developed in consideration of steering wheel switch controllability.

COMBINATION METER

The tachometer and speedometer are the same size and offer excellent visibility, while chrome plating is used to express a high-quality feel.



INSTRUMENT PANEL

The aim is to express an outstanding presence and luxury impression as a high end shuttle with a premium and modern image that is also suitable for personal use by affluent users.

SPACE COMFORT CONVENIENCE



PERSONAL SPACE WITH
LUXURIOUS AND RELAXED
FEELING

REAR AIR COND WITH AUTO
CLIMATE CONTROL



READING LAMPS




CUP HOLDER



USB PORT

6-SPEED AUTO TRANSMISSION

The gear ratios are optimised to help maximise the engine's potential with excellent low speed torque and outstanding fuel economy.



ENGINE

An improved 1GD-FTV engine is available in consideration of the fuel efficiency, as well as compliance with emissions regulations. The large high-boost turbocharger, intercooler system, and EGR (Exhaust Gas Recirculation) cooler are available, realizing reduced cabin noise as well as enhanced fuel efficiency and environmentally friendliness.



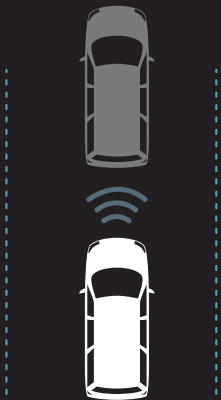
SAFETY



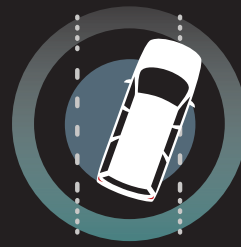
DYNAMIC RADAR
CRUISE CONTROL



AUTOMATIC HIGH
BEAM




PRE-COLLISION
SYSTEM



LANE DEPARTURE
ALERT

WITHOUT
HILL-START ASSIST CONTROL



WITH
HILL-START ASSIST CONTROL

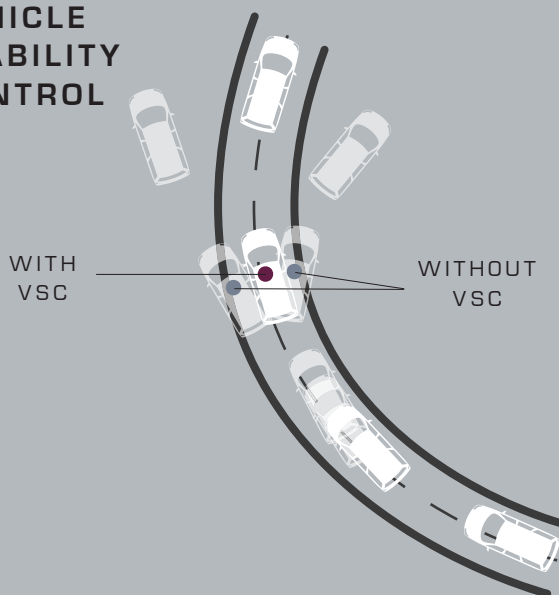


9 SRS AIRBAGS

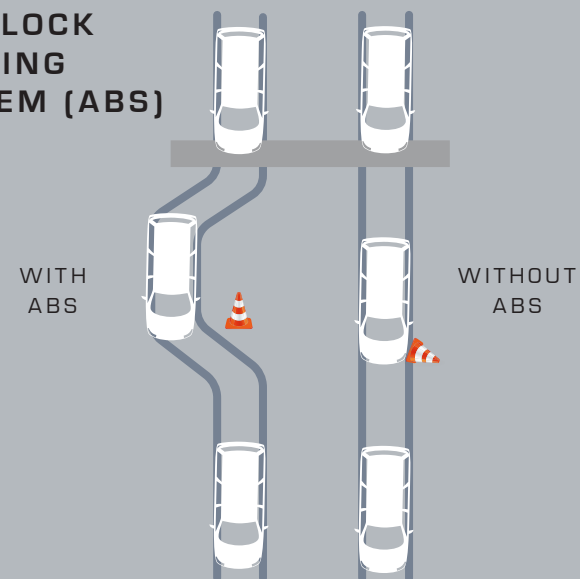
Nine SRS (Supplemental Restraint System) airbags are available in locations throughout the vehicle in consideration of occupant protection.



VEHICLE STABILITY CONTROL



ANTI-LOCK BRAKING SYSTEM (ABS)





SPECIFICATIONS

MAJESTY

DIMENSION AND WEIGHTS

Overall	Length (mm)	5300
	Width (mm)	1970
	Height (mm)	1990
Wheelbase		3210
Tread	Front (mm)	1680
	Rear (mm)	1671
Overhang	Front (mm)	970
	Rear (mm)	1120
Min. Running Ground Clearance (mm)		173.3
Seating Capacity	Persons	9
Gross Vehicle Weight	Total (kg)	3500
Curb Weight	Total Min. Options (kg)	2635
	Total Max. Options (kg)	2720
Fuel Tank Capacity	Total (L)	70

ENGINE

Engine Model Code		1GD-FTV
No. of Cyls. & Arrangement		4 cylinders, In-line type
Bore x Stroke	(mm)	92.0 x 103.6
Displacement	(cm³)	2755
Compression Ratio		15.6
Fuel System		Common rail type, direct injection
Fuel Type		Diesel
Max. Output	kW/RPM	115/3600
Max. Torque	N·m/RPM	420/1600
Fuel Consumption	Combined (L/100km)	8.7

PERFORMANCE

Max. Speed	(km/h)	165
Min. Turning Radius	Tire (m)	5.5

SPECIFICATIONS

MAJESTY

CHASSIS

Transmission	Type	6-speed Automatic
Brake Type	Front	Ventilated disc brake / Ventilated disc brake
Parking Brake	Type of Control	Hand lever type
Suspension Type	Front/Rear	MacPherson strut / 4-link with coil spring
Wheel		17x7J
Tire		235/60R17

SAFETY

Toyota Safety Sense (TSS)	With
Air Bag System	Driver + Passenger + Side + Driver Knee + Front Curtain + Rear Curtain (9 SRS Airbags)
Anti-lock Braking System	With
Anti Theft System	Immobilizer + Alarm
Child Restraint System	Tether x 4, ISO FIX x 4
Vehicle Stability Control	With
Hill Start Assist	With

DISTINCT COLOURS

070 | WHITE PEARL
CRYSTAL SHINE






202 | BLACK





3 Years Warranty
*Terms & Conditions apply

 Toyota Brunei
 Toyota Brunei
 www.toyota.com.bn