



**TOYOTA**

ALWAYS BETTER.



# LAND CRUISER PRADO

RUGGED ELEGANCE

A Heritage of Quality and Reliability

# The Prado.

**GO ANYWHERE  
IN STYLE**



# Beauty Never Looked So Tough.

Every element has been painstakingly designed to serve a specific purpose.



**FRONT DESIGN**  
**COMMANDS ATTENTION**  
A front panel with a sturdy bumper section and a slender upper grille provides a contrast between strength and elegance.



**REAR COMBINATION LAMPS**  
**BRIGHT AND INTENSE**  
Stylishly designed rear lamps provide the perfect complement to its tougher backside.



**LED HIGH-MOUNT STOP LAMP**  
**HEIGHTENED AWARENESS**  
LED high-mount stop lamp brilliantly alerts following drivers on impending stops.



**HALOGEN HEADLAMPS \*2**  
**BETTER VISIBILITY**  
Streamlined headlamps provide increased road visibility.



**LED HEADLAMPS WITH DRL \*1**  
**ENHANCED VISION AND LOOKS**  
Express an advanced impression and a vigorous gaze.



**ROOF RAIL**  
**FITTED WITH STYLE**  
For ultimate utility and reliability.



**ILLUMINATED ENTRY**  
**ASSIST IN SAFE VEHICLE ENTRY**  
When you open the door, the footlights on both front and rear light up to ensure better visual clarity when stepping in and out of the vehicle.



**FRONT FOG LAMP**  
**DRIVING SUPPORT**  
Fog lamps illuminate the edges of the road to help the driver make safe progress during foul weather, like heavy rain or fog.



**REAR FOG LAMP AND REFLECTOR**  
**ENHANCED BRIGHTNESS**  
Increase visibility for following vehicles to maintain a safe distance.



**17" ALLOY RIMS \*2**  
**ROLL OUT IN STYLE**  
The 6-spoke alloy rims provide a dynamic look whether the Prado is stationary or on the move.



**18" ALLOY RIMS \*1**  
**BIG AND BOLD**  
The sleek and rugged large alloy rims are an added touch to its tough exterior and allows you to conquer any terrain in style.



**BACK DOOR GLASS HATCH**  
**SATISFY THE NEEDS**  
For easy loading of shopping bags and other small items without opening the back door.

Details and specifications may differ from pictures shown depending on models.

\*1 - VX  
\*2 - TX

# Find everything at your command.

Carefully placed features and control for maximum practicality and visibility.



## SMART ENTRY & START SYSTEM

**EASY START**  
When carrying the Electronic Key, the doors can be locked/unlocked by simply pushing the front door handle switch, and the vehicle can be started by simply depressing the brake pedal and pushing the start engine switch.



## POWER SIDE VIEW MIRRORS

**CONTROL YOUR AWARENESS**  
Helps the driver have a better side view with easy control.



## VENTILATED FRONT SEATS

**EQUAL COMFORT AND FRESHNESS**  
For a comfortable long ride.



## 4.2" FULL-COLOR MULTI-INFORMATION DISPLAY (MID) \*1

**MONITOR DRIVING PERFORMANCE**  
The easy-to-read meters and a 4.2-inch colour TFT (Thin Film Transistor) multi-information display provide the driver with vital vehicle information at a glance.



## TOYOTA TOUCH SCREEN AUDIO SYSTEM

**INNOVATIVE ENTERTAINMENT**  
The speakers are strategically positioned to provide excellent sound inside the cabin. The large touch-screen display enables easy touch operation of switches and controls.



## AUTO AIR CONDITIONER

**COOLING COMFORT**  
The highly-efficient system maintains a comfortable cabin temperature and, at the same time, contributes to excellent fuel economy.



## STEERING WHEEL \*1

**BLENDING QUALITY AND DESIGN**  
Wood grain ornamentation (High grade), metallic ornamentation, and mock stitching on the horn pad are used to harmonize the design with the overall interior and enhance the quality feel.



## EXTERNAL AUDIO INPUT

**PLAY YOUR FAVOURITE TUNES**  
Both a USB interface and audio mini-jack are available for external audio input, enabling you to easily connect your own playback devices to enjoy your favourite music.

Details and specifications may differ from pictures shown depending on models.

# The power and the glory.

All the muscle and finesse you'll ever need to complete your personal mission.



3.0L L4 DIESEL ENGINE 1KD-FTV \*1, \*2

## POWER AND EFFICIENCY

A common-rail turbo diesel engine that offers low emissions with class-leading power and fuel efficiency.



3.0L L4 DIESEL ENGINE 5L-E \*2

## AGGRESSIVE POWER

Power you can count on, with plenty of torque for a satisfying response with performance to spare.



## AUTOMATIC TRANSMISSION or MANUAL TRANSMISSION

### SMOOTH DRIVING

The gear ratios were optimised to help maximise the engine's potential with excellent low speed torque and outstanding fuel economy.

Details and specifications may differ from pictures shown depending on models.

\*1 - VX  
\*2 - TX

# Now go and get rough.

The Prado is built to take you there and safely back again



MODULE SWITCHES \*1

**PART-TIME TRANSFER**

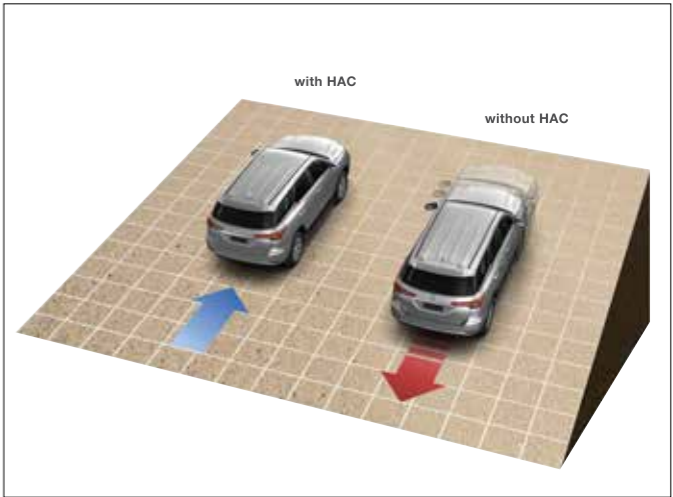
Iconically placed on the center console within easy reach of the driver.



ACTIVE TRACTION CONTROL SYSTEM (A-TRC)

**OPTIMUM TRACTION**

Activates the moment the risk of wheel spin is detected to help enhance the ability to grip the road and maintain traction.



HILL-START ASSIST CONTROL (HAC)

**PREVENT SLIDING**

The HAC system helps the driver maintain control on steep inclines and prevents wheels from locking to keep the vehicle from rolling backwards.

Details and specifications may differ from pictures shown depending on models.

# Safety throughout.

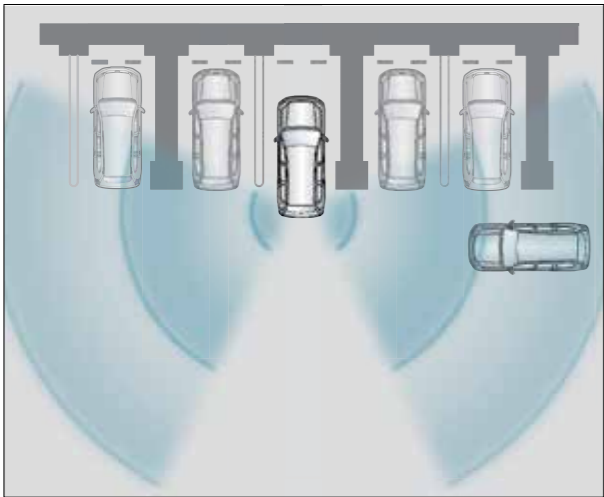
Equipped with an incredible array of safety features to protect you.



## 7 SRS AIRBAGS

### PREVENT INJURY

Equipped with a total of 7 SRS Airbags: driver airbag, front passenger airbag, driver knee airbag, front seats side airbags, front and rear seats curtain shield airbags.



## REAR CROSS TRAFFIC ALERT (RCTA)

### MAINTAINS A SAFE GAP

Helps to detect vehicles approaching from right or left rear of the vehicle.



## PANORAMIC VIEW

### EYES ALL AROUND

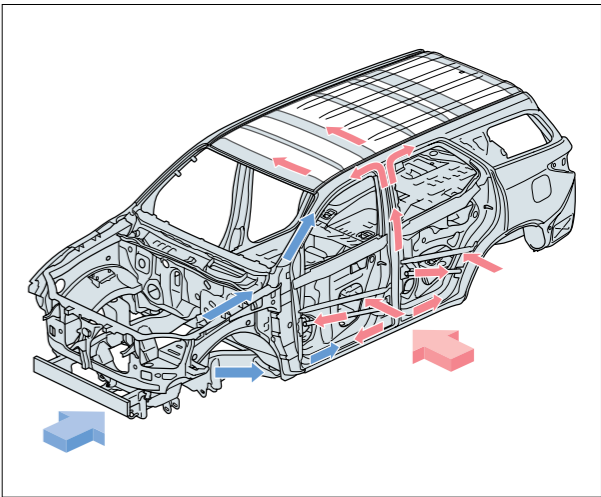
The driver can visually confirm the areas in front and both sides of the vehicle at blind intersections.



## BLIND SPOT MONITOR SYSTEM

### HEIGHTEN AWARENESS

A warning indicator will activate in the relevant door mirror the moment a vehicle enters the blind spot.



## CRASH SAFETY BODY

### SYNERGY OF STRENGTH

Composed of a high integrity cabin with front and rear crumple zones that help absorb impact energy in a collision.

# Specifications

		PRADO TX STANDARD (MT)	PRADO TX (MT)	PRADO TX (AT)	PRADO VX
<b>DIMENSIONS AND WEIGHT</b>					
Overall Length / Width / Height	mm	5,010 / 1,885 / 1,890			5,010 / 1,885 / 1,880
Wheelbase	mm	2,790			
Tread Front / Rear	mm	1,585 / 1,605			
Min. Turning Radius	m	5.8			
Ground Clearance	mm	215			
Curb Weight	kg	2,135	2,140	2,150	2,150
Gross Weight	kg		2,990		

## ENGINE AND TRANSMISSION

Engine Model Code		5L-E	1KD-FTV		
Engine Type		3.0 L Diesel, 4-cylinder inline, OHC	3.0 L Diesel, 4-cylinder inline, 16V DOHC Intercooler Turbo		
Capacity	cc	2,986		2,982	
Bore x Stroke	mm	99.5 x 96		96 x 103	
Max. Output	kw / rpm	70/4000		120 /3400	
Max. Torque	Nm / rpm	197/2400		400 / 1600 - 2800	
Transmission		5-Speed Manual	6-Speed Manual	5-Speed Auto	5-Speed Auto

## PERFORMANCE

Max. Speed	km / h	145		175	
Acceleration	0 to 100 kn / h (sec.)	21.6	NA		11.7

## FUEL

Fuel System		Distributor Type	Common Rail Type		
Fuel Tank Capacity	L	87		87	
Fuel Consumption		11.752L/100km	9.1L/100km	8.5L/100km	
CO <sup>2</sup> Emissions		314.237 g/km	287.94 g/km	226	

## CHASSIS

Suspension	Front/Rear	Double wishbone / Four link with coil spring	Double wishbone / Four link with coil spring / air spring		
Brake	Front/Rear		Ventilated Disc		
Steering Gear Type			Rack & Pinion		
Power Steering Type			Integral		
Wheel		17x7.5J (Alloy Rims)		18x7.5J (Alloy Rims)	
Tyres		265/65R17		265/60R18	

## SAFETY

SRS Air Bag	D + P	D + P + Knee + Slide + Curtain		
ABS	•	•	•	•
Anti theft system	•	•	•	•
Vehicle Stability Control	NA	•	•	•
ISO-FIX	•	•	•	•

NA - Not Available

Addition of extra features may change figures in this chart.  
NBT (Brunei) SDN BHD reserves the right to alter any details of specifications and equipment without notice.  
Note:  
Vehicles displayed and specifications detailed in this catalogue may vary from models and equipment available in your area.  
Actual interior features and colours may differ from pictures shown. Vehicle body colour might differ slightly from the printed photos in this catalogue.



# Distinct Colours



Super White (040)



Blackish Ageha GF (221)



White Pearl CS (070)



Black (202)



Silver Metallic (1F7)



Attitude Black Mica (218)



Avant-Garde Bronze Metallic(4V8)



Vintage Brown Pearl CS (4X4)



Grey Metallic (1G3)



Red Mica Metallic (3R3)



**TOYOTA**

*ALWAYS BETTER.*



**NBT**  
عين. بي. تي. (بروني) سنديرين برحد  
(BRUNEI) SDN BHD

**Head Office :** NBT (Brunei) Sdn Bhd. Km 4, Jalan Gadong, Bandar Seri Begawan BE4119. Tel: 2433777 Fax: 2421539.  
**K.B. Branch :** Lot 5754 & 5755, Kompleks Perindustrian, Jalan Setia Diraja, Kuala Belait KA1931. Tel: 3337288, 3337388, 3333046 Fax: 3341840.  
**Bunut Branch :** Km 8, Simpang 664, Jalan Tutong BF1320. Tel: 2652459, 2652460, 2652461 Fax: 2652463.  
**Customer Relations Department :** Tel: 2427488 Email: [customercare@nbt-brunei.com](mailto:customercare@nbt-brunei.com)



[www.nbt-brunei.com](http://www.nbt-brunei.com)



**Toyota Brunei**



**ToyotaBrunei**